



NORTH CENTRAL FLORIDA COUNTY HEALTH PROFILES

KEEPING CITIZENS AND COMMUNITY LEADERS INFORMED — 03|2021



COUNTIES	county health rankings 2020		population					socioeconomics				lifestyle		
	HEALTH OUTCOMES	HEALTH FACTORS	TOTAL POPULATION	POPULATION 65 + (%)	BLACK POPULATION (%)	WHITE POPULATION (%)	HISPANIC POPULATION (%)	MEDIAN HOUSEHOLD INCOME (\$)	PERSONS BELOW POVERTY (%)	PERSONS BELOW POVERTY 200% FPL (%)	PERSONS 25+ WITH H.S. DIPLOMA OR HIGHER (%)	ADULTS WITH DIAGNOSED DIABETES (%)	ADULTS WHO ARE CURRENT SMOKERS (%)	ADULTS WHO ARE OVER-WEIGHT OR OBESE (%)
ALACHUA	26	5	265,443	13.7	20.1	68.9	9.9	49,689	21.4	38.8	92.6	9.9	13.1	56.9
BRADFORD	64	49	27,317	17.8	20.3	77.2	4.2	45,921	22.2	41.4	79.6	11.8	27.3	70.6
CITRUS	57	39	145,169	36.3	3.0	92.8	5.7	44,237	15.7	38.7	88.4	16.0	21.4	64.7
COLUMBIA	61	50	69,968	18.3	18.1	76.7	6.3	46,494	15.8	38.0	86.1	15.8	23.9	72.8
DIXIE	63	62	16,589	22.7	8.9	86.4	4.1	39,828	21.2	46.6	78.4	17.6	23.1	65.3
GILCHRIST	42	43	17,953	20.3	5.9	91.2	5.8	43,640	17.2	43.9	85.4	18.8	26.4	76.4
HAMILTON	58	63	14,326	17.0	34.5	61.5	9.4	38,569	29.9	49.8	73.0	18.4	23.9	69.9
HERNANDO	37	33	186,313	27.5	5.3	88.7	13.5	48,812	14.1	36.0	87.9	15.0	18.0	68.4
LAFAYETTE	39	42	8,637	13.8	16.1	80.2	15.7	50,165	12.8	46.3	75.3	21.0	21.2	70.8
LAKE	24	20	345,867	26.5	10.9	82.5	15.6	54,513	12.0	32.4	89.5	12.5	19.2	64.8
LEVY	59	58	40,403	24.1	8.8	87.6	8.4	37,326	20.7	48.0	84.9	18.1	22.6	68.6
MARION	53	38	353,526	28.6	12.9	81.9	13.2	45,371	16.1	39.4	87.6	16.6	19.1	68.2
PUTNAM	66	67	73,252	22.7	16.3	80.3	10.0	37,670	23.6	50.9	81.8	22.1	21.6	73.6
SUMTER	22	25	125,044	56.7	7.1	89.0	5.7	57,226	8.2	23.2	92.1	16.4	8.0	73.1
SUWANNEE	54	52	44,046	20.5	12.9	82.7	9.3	47,839	14.9	40.8	82.3	16.5	19.4	72.1
UNION	67	47	15,303	15.0	21.9	73.6	5.6	44,270	20.8	42.4	76.5	16.8	27.0	78.6
REGION	—	—	1,749,156	26.9	12.1	81.9	11.0	—	15.9	37.3	88.1	—	—	—
FLORIDA	—	—	20,901,636	20.1	16.1	75.1	25.6	55,660	14.0	34.2	88.2	11.2	15.5	63.2

All counties listed above are in District 3A and 3B of Florida's Agency for Health Care Administration

■ Counties are located within Florida's First Judicial District

■ Counties are located within Florida's Fifth Judicial District

North Central Florida County Health Profiles is produced by WellFlorida Council.

Available online at www.wellflorida.org.

access to care		maternal & infant health				health status									
NON-ELDERLY UNINSURED (%)	MEDICAID ELIGIBLE (%)	TEEN BIRTH RATE 15-17 YEARS OF AGE ¹	LOW BIRTHWEIGHT BABIES (%)	LATE OR NO PRENATAL CARE (%)	INFANT DEATH RATE ²	NEW CANCER INCIDENCE RATE ³	NEW HIV DIAGNOSES RATE ³	PREVENTABLE HOSPITALIZATIONS < AGE 65 ⁴	DENTAL ER VISITS RATE ⁵	MENTAL HEALTH ER VISITS RATE ⁵	DISPARITY: BLACK/WHITE MORTALITY RATES ⁶	HEART DISEASE MORTALITY RATE ⁷	CANCER MORTALITY RATE ⁷	CLRD MORTALITY RATE ⁷	UNINTENTIONAL INJURY MORTALITY RATE ⁷
11.6	17.6	5.9	11.2	5.2	9.6	515.3	13.9	866.7	13.8	81.2	30.2	166.4	194.6	40.7	41.9
13.5	24.0	14.6	12.2	5.1	9.3	399.3	14.1	1,128.5	19.3	147.6	(23.3)	215.7	211.3	61.4	56.0
15.3	21.5	11.3	8.3	6.1	8.2	479.8	4.7	1,244.4	7.9	48.6	(9.7)	223.9	193.5	54.8	62.2
13.2	29.0	11.4	10.4	6.5	12.6	532.7	7.1	1,407.1	22.7	140.2	2.1	230.1	216.7	71.7	63.1
15.9	31.1	10.1	11.3	7.7	8.8	501.5	0.0	1,379.6	12.4	92.0	11.8	222.8	209.0	66.9	77.6
16.1	24.3	33.6	8.0	6.9	8.7	513.7	0.0	1,202.4	10.7	82.5	28.0	207.6	201.1	59.8	62.0
14.9	28.2	15.5	9.9	9.7	2.0	380.6	27.1	1,220.3	13.2	102.0	(2.0)	245.6	229.0	61.6	53.1
15.7	23.4	4.4	8.9	3.7	7.6	513.5	5.3	1,410.1	9.0	82.8	(12.1)	198.5	189.9	49.2	57.3
19.4	18.7	4.6	7.9	6.8	0.0	366.9	11.6	899.0	7.9	70.8	26.9	224.6	194.9	60.7	59.3
15.3	19.2	7.5	8.3	5.7	6.7	532.1	12.1	1,194.1	10.0	64.4	11.9	188.4	177.3	38.1	53.3
18.1	26.9	10.8	8.7	7.5	8.6	472.8	0.0	1,314.9	13.8	83.5	2.1	218.1	219.7	57.1	71.8
17.6	24.5	11.5	9.1	9.4	8.0	495.3	8.9	1,109.6	14.7	80.2	(4.7)	218.7	191.2	46.7	63.4
18.1	34.1	11.9	11.2	7.2	9.3	396.9	15.1	1,599.7	24.6	126.8	12.9	221.0	222.3	67.6	66.6
12.1	9.5	10.5	9.0	7.1	12.1	373.3	4.6	1,115.4	4.9	42.0	30.9	167.7	149.0	28.4	54.0
18.1	28.7	13.3	9.7	7.4	9.7	473.9	4.4	1,373.0	17.5	135.2	(1.6)	227.2	208.3	66.5	67.0
13.6	20.2	12.3	11.2	4.1	12.9	1,264.6	0.0	1,486.2	16.8	78.4	22.5	309.5	405.1	84.9	55.2
15.2	21.7	9.3	9.5	6.5	8.4	—	9.1	1,179.9	12.5	79.2	8.8	202.5	190.4	47.3	55.2
16.1	20.7	6.7	8.8	6.4	6.0	441.9	21.6	928.6	8.2	61.8	12.4	196.4	173.4	38.7	42.5

1. Per 1,000 females 15-17 years of age. 2. Per 1,000 live births. 3. Crude rate per 100,000. 4. Crude rate per 100,000 under age 65. 5. Crude rate per 1,000. 6. Percent difference between the age-adjusted mortality rate. 7. Age-adjusted rate per 100,000.

Sources and notes for the above data are available at www.wellflorida.org/sources-and-notes or simply scan the QR code using a smartphone and a QR/2-d barcode scanning Apps to view.

North Central Florida County Health Profiles is produced by WellFlorida Council.
Available online at www.wellflorida.org.

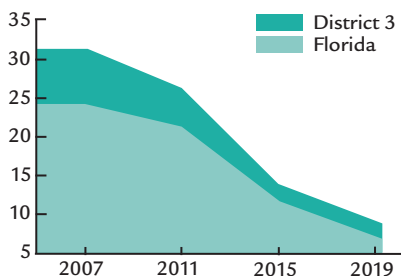


SOURCES/NOTES

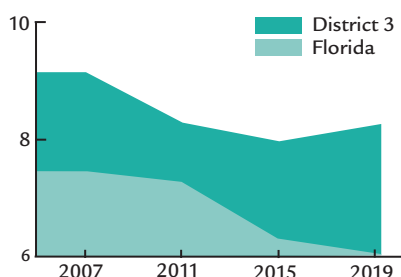
regional and state data

Maternal and Infant Health

TEEN BIRTH RATE (15-17 YEARS OF AGE)

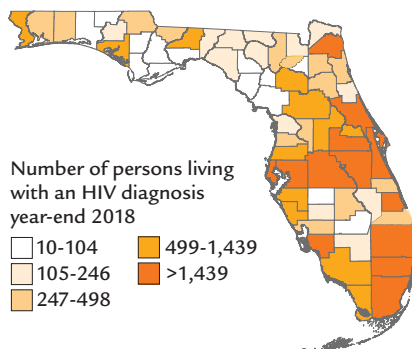


INFANT DEATH RATE

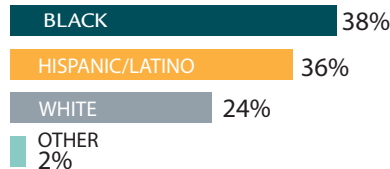


Source: WellFlorida County Health Profiles 2007, 2011, 2015 and 2019.

Persons Living with HIV in Florida

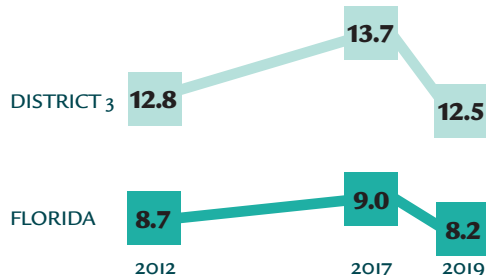


Blacks represented the highest proportion of persons who received an HIV diagnosis in Florida



Source: Florida Department of Health Fact Sheet, Persons Living with HIV in Florida, published November 2020.

Dental ER Visits Rate*



*Crude Rates Per 1,000 Population. Source for "Reasons:" Pew Charitable Trusts. A Costly Dental Destination, 2012.

Reasons

INDIVIDUALS DON'T SEEK
NEEDED DENTAL CARE

COST OF
DENTAL CARE

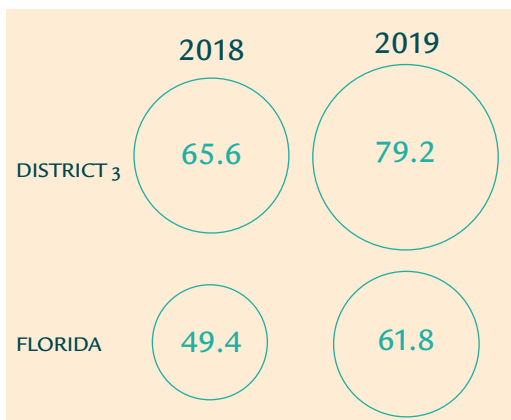
LACK OF
DENTAL
COVERAGE

Leading Causes of Death in District 3 and Florida

- Heart Disease
- Cancer
- Chronic Lower Respiratory Disease
- Unintentional Injury
- Cerebrovascular Disease
- Diabetes
- Alzheimer's Disease
- Chronic Liver Disease and Cirrhosis
- Suicide

Source: Florida Charts, February 2021.

Mental Health ER Visits Rate*



*Crude Rates Per 1,000 Population



WellFlorida is the state designated local health council for North Central Florida and consultants for health causes. Our mission is to forge partnerships in planning, research and services that build healthier communities.

OUR SERVICES INCLUDE:

- Community Health Needs Assessments
- Community Health Improvement Plans
- Grant Research, Writing and Management
- Customized Data Reports
- Program Evaluations
- Quality Assurance and Improvement
- Data Gathering and Analysis
- Coalition Building
- Health Planning
- Curricula Development
- Program Evaluations
- Program Management

OUR PROGRAMS:

- Community Initiatives
- Central Healthy Start
- Healthy Start of North Central Florida
- Maternal, Infant and Early Childhood Home Visiting Program
- Newborn Home Visiting
- Nurse-Family Partnership
- Connect
- HIV High Impact Prevention Project
- Ryan White CARE Program
- Housing Opportunities Program
- Rural Health Partnership
- NCF Cancer Control Collaborative
- North Central Florida Trauma Agency
- Safe Kids

Contact Us:

1785 NW 80th Blvd., Gainesville, FL 32606
352-313-6500 | info@wellflorida.org