



NORTH CENTRAL FLORIDA COUNTY HEALTH PROFILES

KEEPING CITIZENS AND COMMUNITY LEADERS INFORMED – 04|2025



COUNTIES	Population					Socioeconomics					Lifestyle			Access to Care	
	Total Population	Population 65+ (%)	Black Population (%)	White Population (%)	Hispanic Population (%)	Median Household Income (\$)	Persons Below Poverty (%)	Persons Below 200% Poverty FPL (%)	Persons 25+ with H.S. Diploma or Higher (%)	ALICE Households (%)	Adults with Diagnosed Diabetes (%)	Adults Who Are Current Smokers (%)	Adults Who Are Overweight or Obese (%)	Non-Elderly Uninsured (%)	Medicaid Eligible (%)
ALACHUA	281,751	14.9	19.4	62.7	12.2	59,659	19.7	36.5	94.2	31.0	11.2	11.4	57.3	10.2	14.5
BRADFORD	27,888	18.1	18.6	73.9	4.9	59,740	19.1	39.3	82.7	33.0	12.3	27.1	66.2	12.5	23.5
CITRUS	158,693	36.3	2.2	88.8	6.5	55,355	15.5	35.3	90.9	36.0	16.7	19.8	67.5	13.2	18.3
COLUMBIA	70,755	20.0	16.5	72.8	7.4	55,070	17.0	39.5	85.5	35.0	16.5	23.9	73.4	13.6	26.7
DIXIE	16,952	23.6	6.6	85.1	4.5	47,655	19.3	43.9	82.3	48.0	12.9	29.5	69.9	14.8	27.5
GILCHRIST	18,494	20.2	3.2	89.1	7.5	61,070	11.2	32.7	85.5	36.0	19.0	19.3	77.7	14.1	23.4
HAMILTON	13,445	19.6	32.2	58.7	11.0	47,696	27.3	54.1	78.3	27.0	16.3	20.2	73.6	14.5	27.5
HERNANDO	201,512	26.6	5.0	78.7	16.1	63,193	12.0	32.1	90.1	38.0	14.6	21.5	68.3	14.1	19.6
LAFAYETTE	8,035	20.1	17.7	76.8	11.9	60,692	17.8	40.9	80.0	41.0	10.4	26.4	77.8	18.3	18.8
LAKE	398,696	26.6	10.1	70.6	17.9	69,956	9.5	26.8	90.9	36.0	12.6	15.9	64.4	12.6	15.4
LEVY	44,276	25.0	8.4	82.2	9.9	53,805	17.2	42.1	87.8	35.0	15.0	22.6	73.6	17.0	23.3
MARION	387,697	28.7	12.6	71.7	15.9	58,535	14.6	37.1	89.6	37.0	16.8	18.3	66.8	15.6	21.4
PUTNAM	74,235	23.5	15.3	73.0	10.9	47,256	23.9	50.4	82.2	36.0	18.1	26.9	69.7	16.8	29.6
SUMTER	137,536	57.8	6.8	86.3	6.1	73,297	9.1	22.8	93.2	30.0	18.5	11.7	71.4	10.7	7.8
SUWANNEE	44,484	21.1	10.0	77.0	11.3	55,479	14.2	41.1	84.5	42.0	15.6	25.4	75.3	15.7	26.7
UNION	15,551	17.2	16.2	73.2	5.1	64,922	18.7	41.9	78.3	29.0	11.6	32.4	74.8	10.6	16.7
REGION	1,900,000	27.5	11.2	74.1	13.1	-	14.3	34.1	89.9	-	-	-	-	13.4	18.3
FLORIDA	21,928,881	21.1	15.3	59.9	26.7	71,711	12.6	30.7	89.6	33.0	11.7	14.8	64.6	13.9	18.3

Maternal & Infant Health				Health Status										
Teen Birth Rate 15-17 Years of Age ¹	Low Birthweight Babies (%)	Late or No Prenatal Care (%)	Infant Death Rate ²	New Cancer Incidence Rate ³	New HIV Diagnosis Rate ³	Preventable Hospitalizations <65 ⁴	Dental ER Visits Rate ⁵	Mental Health ER Visits Rate ⁵	Disparity: Black/White Mortality Rates ⁶	Heart Disease Mortality Rate ⁷	Cancer Mortality Rate ⁷	CLRD Mortality Rate ⁷	Unintentional Injury Hospitalization Rate ³	Unintentional Injury Mortality Rate ⁷
5.8	10.2	6.4	7.3	473.7	15.1	838.4	14.4	78.8	36.9	130.2	145.7	29.6	581.6	59.8
11.0	12.6	7.0	4.4	523.1	3.7	1,234.1	24.2	116.5	(22.0)	169.8	179.7	73.9	749.9	75.0
5.6	8.0	9.3	7.7	541.5	7.5	1,168.5	10.7	55.9	(7.5)	202.9	180.1	62.5	1,017.1	117.6
8.2	10.4	10.2	10.9	510.9	2.7	1,274.4	19.6	86.0	2.6	196.5	201.5	73.2	771.6	77.6
22.9	11.1	10.6	2.2	545.9	5.8	1,701.1	6.5	81.2	(28.4)	197.6	206.9	82.9	1,001.6	129.0
8.5	8.0	8.1	6.5	452.9	5.2	966.9	4.6	68.3	(22.8)	191.7	187.5	51.1	774.0	103.8
25.0	13.6	15.6	15.4	490.2	29.4	948.4	6.5	72.8	16.4	218.2	184.9	54.0	668.1	112.0
5.5	8.6	6.9	6.0	554.2	7.9	1,281.1	8.3	56.0	(7.6)	199.4	173.2	54.7	898.9	98.3
6.9	8.8	11.5	8.8	288.9	-	347.5	4.6	65.7	(12.6)	166.8	184.8	62.2	626.0	91.8
6.2	8.9	7.4	5.2	534.1	8.0	1,031.9	8.3	60.5	(1.9)	156.0	149.1	36.0	789.5	82.4
12.6	9.3	8.4	5.7	515.0	8.9	1,331.2	5.8	89.4	5.0	205.2	197.5	58.5	928.5	107.0
8.8	9.0	11.6	6.8	550.9	12.4	1,229.7	14.7	82.3	1.1	223.6	171.3	42.0	942.2	118.8
13.5	10.6	10.9	8.3	480.1	6.7	1,266.7	18.1	106.1	7.1	189.2	202.8	78.3	894.4	113.0
6.7	9.3	9.2	5.5	387.3	4.0	1,028.7	5.3	51.2	12.3	125.5	124.2	20.2	913.7	93.5
12.9	8.5	12.0	9.2	481.1	8.8	1,220.6	16.6	95.2	(3.9)	212.1	190.6	58.5	841.3	101.9
12.0	7.7	6.8	6.4	1,178.9	12.7	1,665.7	16.2	69.1	20.7	266.0	427.8	47.6	1,178.9	67.6
7.8	9.3	8.8	6.7	-	8.9	1,116.1	11.6	71.5	7.5	179.2	163.6	43.6	839.9	92.3
5.4	9.1	8.7	6.0	471.0	20.8	838.2	7.4	55.9	17.1	141.9	136.5	30.8	613.9	68.4

All counties listed above are in District 3A and 3B of Florida's Agency for Health Care Administration

Counties are located within Florida's First Judicial District

Counties are located within Florida's Fifth Judicial District

Factors that contribute to health inequities

North Central Florida County Health Profiles is produced by WellFlorida Council. Available online at www.WellFlorida.org.

1. Per 1,000 females 15-17 years of age. 2. Per 1,000 live births. 3. Crude rate per 100,000. 4. Crude rate per 100,000 under age 65.

5. Crude rate per 1,000. 6. Percent difference between the age-adjusted mortality rate. 7. Age-adjusted rate per 100,000.

Sources and notes for the above data are available at www.WellFlorida.org/sources-and-notes, or scan the QR code using a smartphone.

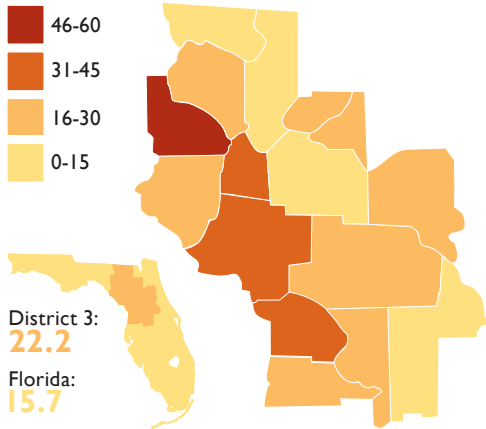
North Central Florida County Health Profiles is produced by WellFlorida Council. Available online at www.WellFlorida.org.



SOURCES/NOTES

Suicide Rates by County

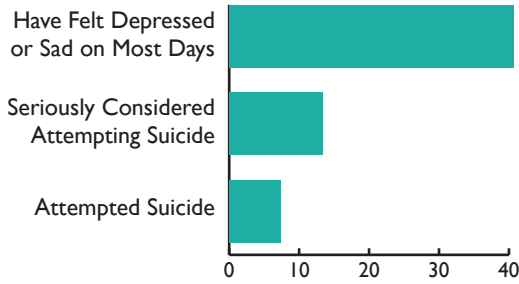
Crude Rate Per 100,000 Total Population (2023)
 (Source: Florida Charts, accessed 3/27/25)



Statewide Youth Mental Health

Percent of surveyed Florida middle school and high school students who reported experiencing symptoms of depression, suicidal ideation, or suicidal behavior, 2024

(Source: 2024 Florida Youth Substance Abuse Survey)



26.9%
 "All in all, I am inclined to think that I am a **failure**."

39.3%
 "At times I think I am **no good** at all."

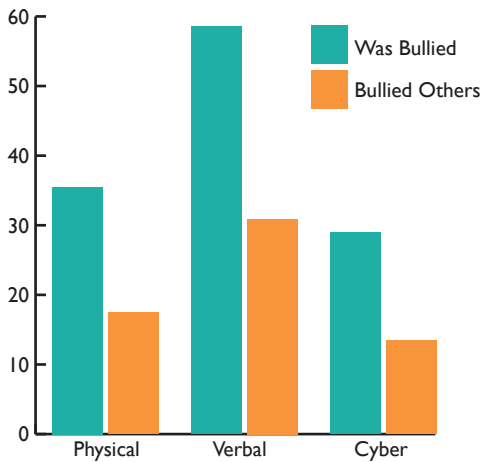
26.9%
 "Sometimes I think that life is **not worth it**."

50% of all lifetime cases of mental illness begin by age 14
 (source: floridahealth.gov)

Bullying in Florida Youth

Percentage of surveyed Florida middle school and high school students reporting involvement in bullying behavior (2024)

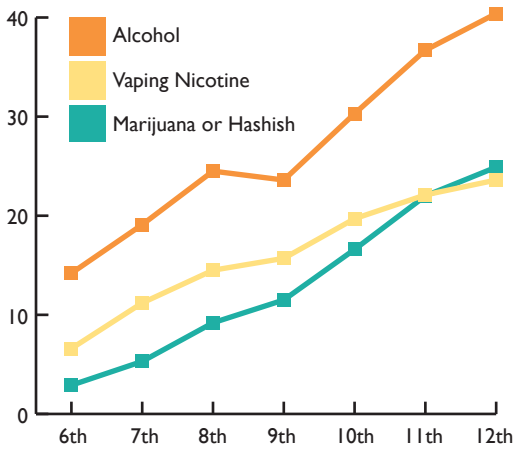
(Source: 2024 Florida Youth Substance Abuse Survey)



Substance Use By Grade Level

Percentage of surveyed Florida middle school and high school students who have reported substance use during their lifetime, 2024

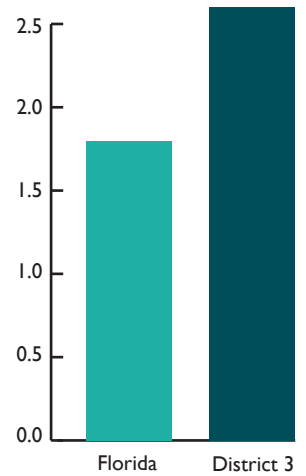
(Source: 2024 Florida Youth Substance Abuse Survey)



Youth Suicide Rate

Crude Rate Per 100,000 Total Population Age 0-17 (2023)

(Source: Florida Charts, accessed 3/27/25)



Florida youth need better access to mental health resources. To help meet this need in Columbia County, WellFlorida has developed two new community programs – **Power Up League** and **Power Up Teens**. Partners in the programs include Richardson Community Center, Meridian Healthcare, and Florida Gateway College. The Power Up programs are supported through funding by Florida Blue Foundation. Power Up students learn the Botvin LifeSkills Curriculum, which has been proven to help kids make better decisions, handle stress, and reduce drug use and violence.

Contact jjgifford@wellflorida.org to **Power Up** your community!



WellFlorida is the state designated local health council for North Central Florida and consultants for health causes. Our mission is to forge partnerships in planning, research, and services that build healthier communities.

Contact Us
 1785 NW 80th Blvd.,
 Gainesville, FL 32606
 352-313-6500 | info@wellflorida.org
www.WellFlorida.org