



NORTH CENTRAL FLORIDA COUNTY HEALTH PROFILES

KEEPING CITIZENS AND COMMUNITY LEADERS INFORMED – 06|2026



COUNTIES	Population					Socioeconomics					Lifestyle			Access to Care	
	Total Population	Population 65+ (%)	Black Population (%)	White Population (%)	Hispanic Population (%)	Median Household Income (\$)	Persons Below Poverty (%)	Persons Below 200% Poverty FPL (%)	Persons 25+ with H.S. Diploma or Higher (%)	ALICE Households (%)	Adults with Diagnosed Diabetes (%)	Adults Who Are Current Smokers (%)	Adults Who Are Overweight or Obese (%)	Non-Elderly Uninsured (%)	Medicaid Eligible (%)
ALACHUA	285,492	15.3	19.3	61.4	12.6	61,949	21.2	37.2	94.5	21.6	9.1	9.1	61.0	11.1	13.5
BRADFORD	27,885	18.2	16.0	74.4	5.0	63,050	16.8	36.8	83.4	31.9	11.7	18.3	71.2	12.8	22.7
CITRUS	162,472	36.5	1.8	87.6	7.0	56,546	15.6	34.9	91.4	34.6	11.7	16.8	67.2	14.0	17.8
COLUMBIA	71,789	20.3	16.3	71.7	7.9	59,205	16.7	38.7	86.0	32.9	14.9	24.0	69.4	14.2	25.4
DIXIE	17,058	23.9	6.3	84.5	4.6	50,110	20.9	42.9	84.7	38.5	21.4	21.7	71.4	17.0	26.3
GILCHRIST	19,040	20.2	3.2	87.0	8.0	63,523	11.5	34.4	86.8	37.3	12.2	24.7	75.9	16.2	23.2
HAMILTON	13,616	19.7	31.3	55.8	11.5	50,144	20.1	49.3	81.6	36.5	15.3	17.7	70.8	14.8	26.0
HERNANDO	207,018	26.4	4.9	76.3	17.0	66,058	11.7	30.3	90.4	39.0	16.6	18.3	63.5	12.8	18.9
LAFAYETTE	8,161	21.4	17.7	69.6	12.8	62,757	17.5	39.4	82.2	38.5	8.9	17.5	61.9	15.6	17.5
LAKE	412,924	26.6	10.5	67.2	18.8	73,161	8.9	25.4	91.4	37.9	14.3	13.7	69.5	13.3	14.8
LEVY	45,391	25.1	7.9	79.4	10.4	56,750	17.4	40.5	88.1	31.7	15.1	18.7	60.5	17.1	23.1
MARION	400,078	28.7	12.1	69.1	17.0	61,010	14.4	36.7	89.6	33.6	14.5	15.2	72.8	14.2	20.7
PUTNAM	75,164	23.8	14.8	70.9	11.2	47,934	23.4	48.5	82.3	31.3	14.4	18.5	76.5	15.6	28.6
SUMTER	143,408	57.7	6.5	85.2	6.4	76,508	9.7	22.5	92.7	29.2	20.6	9.6	72.3	10.3	7.3
SUWANNEE	45,342	21.2	9.7	74.1	11.8	56,658	15.0	40.6	85.2	38.6	14.1	23.7	76.8	13.5	25.5
UNION	15,701	16.6	14.9	71.4	5.4	64,146	19.5	38.8	78.6	25.1	14.5	19.7	86.7	11.5	16.4
REGION	1,950,539	27.6	11.0	71.9	13.8	-	14.3	33.3	90.3	-	-	-	-	13.3	17.6
FLORIDA	22,416,077	21.3	15.1	55.9	27.4	74,568	12.6	30.2	89.9	34.0	12.2	11.3	66.1	13.4	16.9

Maternal & Infant Health				Health Status										
Teen Birth Rate 15-17 Years of Age ¹	Low Birthweight Babies (%)	Late or No Prenatal Care (%)	Infant Death Rate ²	New Cancer Incidence Rate ³	New HIV Diagnosis Rate ³	Preventable Hospitalizations <65 ⁴	Dental ER Visits Rate ⁵	Mental Health ER Visits Rate ⁵	Disparity: Black/White Mortality Rates ⁶	Heart Disease Mortality Rate ⁷	Cancer Mortality Rate ⁷	CLRD Mortality Rate ⁷	Unintentional Injury Hospitalization Rate ³	Unintentional Injury Mortality Rate ⁷
5.6	10.1	7.0	6.2	465.2	16.8	914.0	12.4	73.7	34.8	132.7	148.1	30.9	543.9	57.3
10.7	10.7	7.6	6.4	530.8	-	1,392.3	21.5	98.4	(16.4)	181.9	185.4	67.7	642.7	67.0
5.5	8.8	9.3	7.1	522.9	2.4	1,213.7	10.5	53.2	(8.9)	202.6	176.8	58.7	980.8	100.6
9.3	10.8	11.9	8.6	525.7	-	1,424.0	17.6	61.7	(3.1)	200.6	209.0	73.4	901.9	80.8
19.8	11.5	11.1	4.3	467.0	5.7	1,839.8	11.3	68.6	(10.0)	205.9	201.8	83.2	761.4	130.4
7.9	6.9	8.1	7.8	519.7	-	1,265.9	10.7	58.9	(40.3)	184.5	187.2	53.1	685.5	101.2
27.5	12.9	19.3	15.0	462.5	21.8	1,162.2	14.7	44.4	17.6	212.4	197.3	49.5	580.8	111.6
5.9	8.7	7.5	6.5	555.7	5.8	1,310.1	7.7	55.1	(11.2)	193.8	175.0	54.5	894.5	89.0
2.4	8.8	11.1	9.2	492.9	12.2	855.5	8.4	48.7	58.8	195.5	187.8	62.7	463.1	99.5
5.8	9.0	7.2	6.0	502.1	10.5	1,191.7	10.1	66.6	(8.0)	149.3	144.3	34.3	844.4	74.6
12.3	8.5	8.9	3.9	504.7	2.2	1,333.6	12.1	82.8	(2.1)	197.4	198.9	62.2	832.4	98.2
8.1	8.7	11.7	6.1	533.5	8.0	1,288.6	14.3	74.9	(0.9)	224.9	169.5	39.3	975.2	108.9
14.1	10.4	12.5	6.3	541.5	10.4	1,373.7	19.0	68.3	3.6	182.8	199.4	85.0	925.8	108.1
7.3	9.8	9.8	6.5	444.0	1.2	1,082.3	5.4	50.6	16.3	122.3	131.1	18.3	920.8	81.3
11.2	9.4	12.8	9.6	525.7	13.1	1,191.2	16.7	50.3	3.1	223.8	191.5	59.5	855.0	107.6
16.7	8.8	8.0	10.2	1,183.7	-	1,618.8	15.8	77.0	18.8	302.4	453.7	48.5	966.6	70.9
7.5	9.3	9.3	6.5	NA	8.2	1,204.0	11.8	65.9	5.7	177.7	163.4	42.4	847.1	85.2
5.3	9.1	9.5	5.9	474.1	19.4	898.5	7.5	53.1	13.4	139.2	135.4	30.5	626.2	62.0

All counties listed above are in District 3A and 3B of Florida's Agency for Health Care Administration

Counties are located within Florida's First Judicial District

Counties are located within Florida's Fifth Judicial District

Factors that contribute to health inequities

North Central Florida County Health Profiles is produced by WellFlorida Council. Available online at www.WellFlorida.org.

1. Per 1,000 females 15-17 years of age. 2. Per 1,000 live births. 3. Crude rate per 100,000. 4. Crude rate per 100,000 under age 65.

5. Crude rate per 1,000. 6. Percent difference between the age-adjusted mortality rate. 7. Age-adjusted rate per 100,000.

Sources and notes for the above data are available at www.WellFlorida.org/sources-and-notes, or scan the QR code using a smartphone.

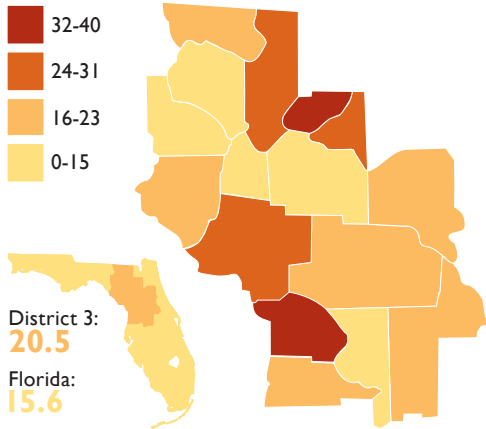
North Central Florida County Health Profiles is produced by WellFlorida Council. Available online at www.WellFlorida.org.



SOURCES/NOTES

Suicide Rates by County

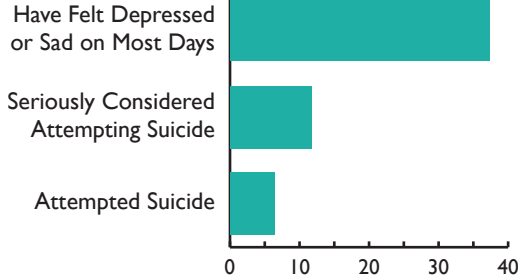
Crude Rate Per 100,000 Total Population (2024)
(Source: Florida Charts, accessed 6/16/26)



Statewide Youth Mental Health

Percent of surveyed Florida middle school and high school students who reported experiencing symptoms of depression, suicidal ideation, or suicidal behavior, 2025

(Source: 2025 Florida Youth Substance Abuse Survey)



24%
"All in all, I am inclined to think that I am a **failure**."

37%
"At times I think I am **no good** at all."

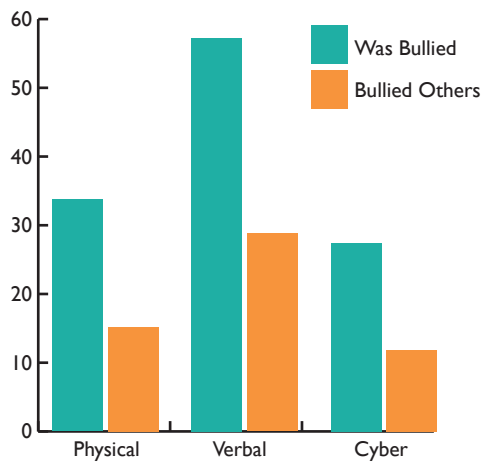
24.2%
"Sometimes I think that life is **not worth it**."

50% of all lifetime cases of mental illness begin by age 14
(source: floridahealth.gov)

Bullying in Florida Youth

Percentage of surveyed Florida middle school and high school students reporting involvement in bullying behavior (2025)

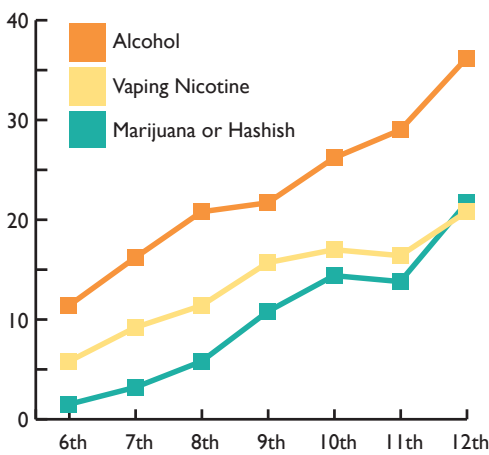
(Source: 2025 Florida Youth Substance Abuse Survey)



Substance Use By Grade Level

Percentage of surveyed Florida middle school and high school students who have reported substance use during their lifetime, 2025

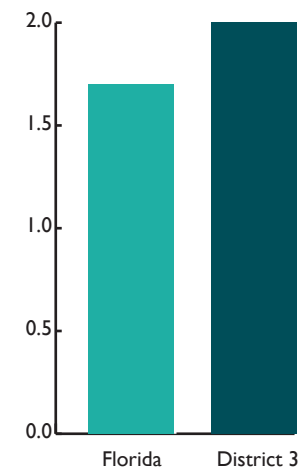
(Source: 2025 Florida Youth Substance Abuse Survey)



Youth Suicide Rate

Crude Rate Per 100,000 Total Population Age 0-17 (2024)

(Source: Florida Charts, accessed 6/16/26)



Florida youth need better access to mental health resources. To help meet this need in Columbia County, WellFlorida has developed two new community programs – **Power Up League** and **Power Up Teens**. Partners in the programs include Richardson Community Center, Meridian Healthcare, and Florida Gateway College. The Power Up programs are supported through funding by Florida Blue Foundation.

Power Up students learn the Botvin LifeSkills Curriculum, which has been proven to help kids make better decisions, handle stress, and reduce drug use and violence.

Contact jgifford@wellflorida.org to **Power Up** your community!



WellFlorida is the state designated local health council for North Central Florida and consultants for health causes. Our mission is to forge partnerships in planning, research, and services that build healthier communities.

Contact Us
1785 NW 80th Blvd.,
Gainesville, FL 32606
352-313-6500 | info@wellflorida.org
www.WellFlorida.org